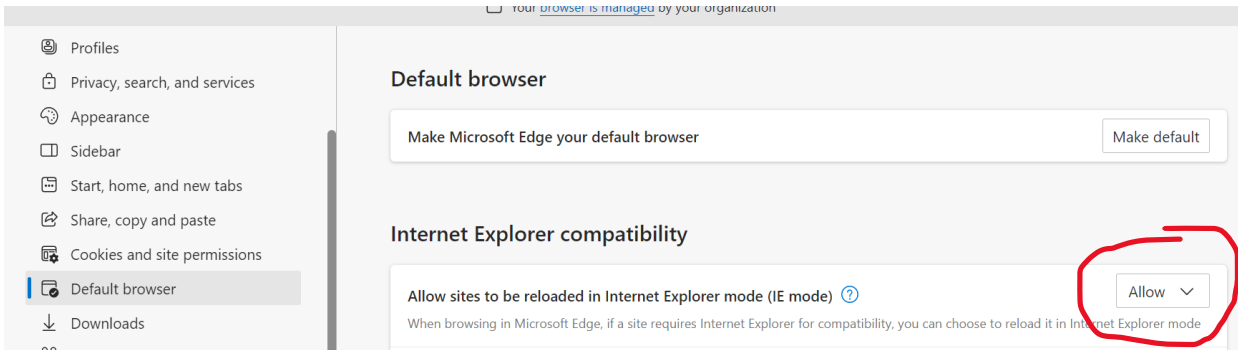


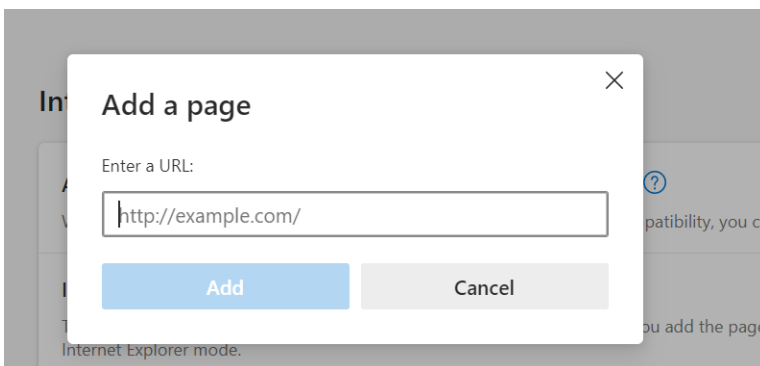
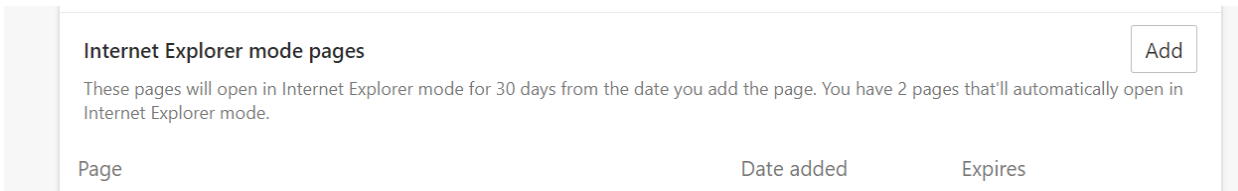
# How to enable IE mode on Microsoft Edge (you may have to reload every 30 days)

## To enable IE mode on Edge, use these steps:

1. Open **Microsoft Edge** on Windows 10.
2. Click the **Settings and More** (ellipsis) button (...) on the top-right corner.
3. Select the **Settings** option.
4. Click on **Default browser**.
5. Under the "Internet Explorer compatibility" section, turn on the **"Allow sites to be reloaded in Internet Explorer mode"** toggle switch.



Under the "Internet Explorer Mode pages" Click on **ADD** and enter this link <https://interboroquickquote.com/IBPOSprod/login1.do> into the box and click **ADD**



6. Click the **Restart** button if available
7. Reload the login page and save in your "Favorites"



User Id:   
Password: